



Extending explicit and linearly implicit ODE solvers for index-1 DAEs



Matthew T. Lawder^a, Venkatasailanathan Ramadesigan^b, Bharatkumar Suthar^a,
Venkat R. Subramanian^{c,d,*}

^a Washington University in St. Louis, 1 Brookings Drive, St. Louis, MO 63130, United States

^b Indian Institute of Technology Bombay, Powai, Mumbai, Maharashtra 400076, India

^c University of Washington, Seattle, 105 Benson Hall, Seattle, WA 98195, United States

^d Pacific Northwest National Laboratory, 902 Battelle Blvd., Richland, WA 99354, United States

ARTICLE INFO

Article history:

Received 26 February 2015

Received in revised form 30 June 2015

Accepted 6 July 2015

Available online 20 July 2015

Keywords:

Differential algebraic equations

Initialization

Explicit solvers

Consistent initial conditions

Single-step solution

ABSTRACT

Nonlinear differential-algebraic equations (DAE) are typically solved using implicit stiff solvers based on backward difference formula or RADAU formula, requiring a Newton–Raphson approach for the nonlinear equations or using Rosenbrock methods specifically designed for DAEs. Consistent initial conditions are essential for determining numeric solutions for systems of DAEs. Very few systems of DAEs can be solved using explicit ODE solvers. This paper applies a single-step approach to system initialization and simulation allowing for systems of DAEs to be solved using explicit (and linearly implicit) ODE solvers without a *a priori* knowledge of the exact initial conditions for the algebraic variables. Along with using a combined process for initialization and simulation, many physical systems represented through large systems of DAEs can be solved in a more robust and efficient manner without the need for nonlinear solvers. The proposed approach extends the usability of explicit and linearly implicit ODE solvers and removes the requirement of Newton–Raphson type iteration.

Published by Elsevier Ltd.

1. Introduction

When modeling physical phenomena, the representative system of equations often includes a combination of ordinary differential equations (ODEs), partial differential equations (PDEs), and algebraic equations (AEs). These phenomena often use PDEs as governing equations of the system that vary in both space and time. When discretizing these PDEs spatially, the system becomes a set of ODEs and AEs. The resulting set of equations is known as a system of differential algebraic equations (DAEs). In physical systems, ODEs will typically represent most of the governing equations, while AEs act as constraints applied to the system ensuring that the solution accurately reflects the physical possibilities (e.g. conservation laws, boundary conditions, etc.). Systems of DAEs have been used to model real-world environments across a range of problems including large industrial processes (Pantelides et al., 1988; Li et al., 2012), predator-prey eco-systems (Li and Petzold, 2000), electric power systems (Praprost and Loparo, 1996; Susuki et al., 2008), and electrochemical environments. Computing solutions for systems of DAEs is important across a variety of fields. These systems combine

algebraic states that act as constraints (nonlinear) on a set of ODEs, making the system more difficult to solve (Shampine et al., 1999).

Many different solvers are available for computing systems of DAEs (Hindmarsh, 1980; Petzold, 1982a,b; Berzins et al., 1989; Van Keulen et al., 1995; Hairer and Wanner, 1996; de Swart et al., 1998; Wolfram, 2014; Maplesoft, 2015a,b; Mathworks, 2015a,b). More information on the method and solution procedure of several ODE/DAE solvers, are provided elsewhere (Cash, 2003; Cellier and Kofman, 2006; Methkar et al., 2011). Solvers based on backward difference formula (DASKR/DASSL/GEAR) (Brown et al., 1994, 1998) or implicit Runge–Kutta methods (RADAU IIA) (Hairer and Wanner, 1999) are efficient in solving nonlinear DAEs. Other approaches include semi-implicit methods (such as the BESIRK solver (Schwalbe et al., 1996) based on semi-implicit RK) and Rosenbrock methods (Michelsen, 1977; Taylor, 1999). However, semi-implicit methods still require consistent initial conditions (ICs) for algebraic variables. As of today, Maple™, (Maplesoft, 2015a,b) a symbolic programming language, solves nonlinear DAEs by either eliminating algebraic variables (when possible) or by differentiating the algebraic constraints and inverting the overall system to arrive at an explicit ODE of the form $dy/dt = f(y)$. In addition, many system solvers like DYMOLA (Dassault Systems, 2015) convert DAEs to ODEs by differentiation and then solve the resulting ODE system using DASSL (Petzold, 1982a,b; Cellier and Kofman, 2006), a solver that uses Newton–Raphson type iteration

* Corresponding author: Tel.: +1 (206) 543-2271; Fax: +1 (206) 543-3778.

E-mail addresses: mtlawder@wustl.edu (M.T. Lawder), venkatr@iitb.ac.in (V. Ramadesigan), b.suthar@wustl.edu (B. Suthar), vsubram@uw.edu (V.R. Subramanian).

at each time step. In this paper, we show how explicit ODE solvers (such as Maple's rkf45 (Maplesoft, 2015a,b), a fourth-fifth order Runge–Kutta solver) can be used to solve nonlinear DAEs starting from inconsistent algebraic states. In addition, for stiff DAE systems, the method proposed in this paper is applied to a Rosenbrock stiff solver typically used for stiff ODEs.

For a system of DAEs, a set of consistent ICs must be given in order to solve the system with standard solvers. Some solvers contain initialization routines that help to calculate consistent ICs from starting guesses. These routines add computational time and often require the additional use of solvers to obtain the ICs used by the primary DAE solver. By having a system that includes both ODEs and AEs, not all ICs offer a possible solution and inconsistent ICs will cause solvers to fail in many instances. Knowledge of the governing equation and the underlying physics of the system can help in choosing consistent ICs.

In many cases though, consistent ICs for all of the variables are not known *a priori* and the effects of operating conditions and system parameters like rate constants or diffusion coefficients may also be unknown. Even small deviations from consistent ICs will cause the solver to fail (using standard solvers) (Methekar et al., 2011). Leimkuhler et al. (1991) outlines the problem of obtaining consistent initial conditions for DAEs and shows examples of different initialization techniques.

The most basic IC estimates use non-physical approximations such as setting differential variable gradients to zero initially, creating solver inefficiencies for the few cases they may be able to solve (Leimkuhler et al., 1991). An approach where the ICs of differential and algebraic variables were calculated separately was proposed by Dew and Walsh (1981). Petzold (1982a,b) outlined a method using an Euler backward step with a very small step size in order to obtain values very near the initial time. Berzins et al. (1989) combined both methods and expanded the Euler steps to try to provide a more flexible method. Lamour and Mazzia (2009) outlined a method that approximates the system's derivatives and can be used for systems of DAEs up to index-3. However, the method has some restrictions caused by the inner differentiations required for higher indexed systems. An optimization approach for finding ICs through successive linear programming has been proposed by Gopal and Biegler (1998). While studies on general DAE solution methods, especially for higher order systems, remains an active area of research, some methods have focused on obtaining solutions for more specific cases rather than general sets of DAEs. Campbell proposed a Taylor series approximation for linear time-varying cases (Leimkuhler et al., 1991). Other methods have focused on higher order DAEs. A Laplace transform method approach has been used to find initial values by Reissig et al. (2002). A perturbation approach was applied over all variables by Garcia to solve index-3 DAE systems (Garcia, 2000). This approach was modified by Methekar et al. (2011) to use a perturbation only on the required algebraic variables allowing for faster initialization of index-1 DAEs.

The approach outlined in this paper builds upon the two-step process of (1) Perturbation initialization as outlined in Methekar et al. (2011) and (2) DAE simulation based on the consistent ICs obtained from step 1 using explicit (or linearly implicit) ODE solvers. The proposed approach combines the two steps of initialization and simulation by using a switch function (hyperbolic tangent function) to constrain the differential variables during the time when the perturbation approach finds consistent ICs for the algebraic variables. This approach allows the initialization and simulation to be done continuously with a single call to the solver. The proposed single-step approach increases the robustness of the solution method by allowing for larger perturbation values to be applied and increases the computational speed of the solvers while enabling explicit ODE solvers to solve nonlinear DAEs. The proposed approach does not require the use of nonlinear solvers which are

common for many initialization subroutines used to find consistent ICs of algebraic variables that arise from nonlinear AEs. The method for applying a perturbation to the algebraic variables and the switch function to the differential variables is shown in the next section and examples using the method are outlined in the following sections. Included are examples of stiff electrochemical systems and an example of how the proposed approach can be used to solve implicit ODE systems after converting them into DAE form. Additionally, Appendix A includes the code for solving Example 1 for three different platforms: Maple, MATLAB®, and FORTRAN.

2. Method

A general DAE system (shown in semi-explicit form) is considered

$$\frac{dy}{dt} = f(t, \mathbf{y}, \mathbf{z}) \quad (2.1)$$

$$0 = \mathbf{g}(t, \mathbf{y}, \mathbf{z}) \quad (2.2)$$

where \mathbf{y} represents the set of differential variables and \mathbf{z} the set of algebraic variables. Function \mathbf{g} is differentiable and $d\mathbf{g}/dt$ is non-singular (index-1 DAE). The system of DAEs shown above often arises from combining equations governing physical phenomena with constraints or discretizing a PDE's spatial variables while keeping time continuous (as shown in Examples 4 and 5). In order to solve the system of DAEs, ICs for all the variables must be given as

$$t = 0, \quad \mathbf{y}(0) = \mathbf{y}_0, \quad \mathbf{z}(0) = \mathbf{z}_0 \quad (2.3)$$

However, exact values for consistent \mathbf{z}_0 are not always readily available. Under normal DAE solvers (without initialization routines), ICs must be consistent with the system of DAEs or a solution cannot be obtained. Variables present in the AEs are limited to sets that directly satisfy the algebraic limits. A system of only ODEs will often offer a wider range of consistent ICs because the equations govern the derivatives (change) of the system rather than the variable values. Combining AEs to an ODE system increases the stiffness of the system and necessitates *a priori* knowledge of the exact ICs of the system. In order to loosen the restriction of consistency on the algebraic variables, a perturbation approach is used as outlined in Methekar et al. (2011) A perturbation parameter, ε , is introduced such that

$$\mathbf{g}(t) = \lim_{\varepsilon \rightarrow 0} \mathbf{g}(t + \varepsilon) = 0 \quad (2.4)$$

and when $t = t + \varepsilon$, the AEs represented in \mathbf{g} can be shown as

$$\mathbf{g}(t + \varepsilon) = 0 \quad (2.5)$$

Using a Taylor series expansion, we rearrange the AEs to the form

$$-\varepsilon \frac{d\mathbf{g}(t)}{dt} = \mathbf{g}(t) + O(\varepsilon^2) \quad (2.6)$$

More details on the perturbation approach can be found in Methekar et al. (2011). Once in perturbed form, the AEs can be solved first (without any ODEs, but using the given ICs for the differential variables) to find consistent initial values for all algebraic variables. The algebraic variable values found from the perturbation approach will be consistent with the given differential variable ICs and the values can be used with the initial system of DAEs as ICs. When solving the system of DAEs, the set of equations is solved in its initial form (in the example above, semi-explicit form), and the consistent ICs from initialization are used. Using this approach provides an initialization routine that produces consistent ICs to be fed into the solver along with the original system. The initialization routine allows for a wider range of initial guesses to be used for the

algebraic variables of the system. The perturbation value applied to the system must be small enough so that the converged value of the algebraic variables will be consistent. Larger perturbation values may not converge to consistent ICs. In addition, Maple cannot as of today solve systems of DAEs without first converting the system to ODEs, so even having consistent ICs for algebraic variables will not help in solving nonlinear DAEs.

The above procedure involves two steps: (1) initialization using a solver for obtaining the consistent ICs of the algebraic variables and (2) the solution of the DAE system calling an additional solver and using the consistent ICs obtained from step 1. Instead of taking a two-step approach to initialization of algebraic variables and solving the complete system, in the proposed approach, a switch function is proposed and used to hold the differential variables static (constant) while the algebraic variables find consistent values using the perturbation approach and then the differential variables are unmasked and the system simulation begins in a continuous manner using the same solver. This single-step approach combines the initialization of the algebraic variables into the solution of the system, offering more robust solutions while reducing system stiffness by relaxing the requirement of the perturbation value. Note that in the proposed approach, the algebraic equations are converted to a perturbed ODE system and therefore many explicit solvers can be directly used (for example, Maple can handle the perturbed system as an ODE much better than the original DAE). In addition, Maple provides an option to call the ODE solver in compiled form which can be done in a single step minimizing the RAM requirement and avoiding second calls to dsolve (Maple's inbuilt ODE solver). When running optimal control based on control vector parameterization or estimating parameters from experimental data, it is convenient and efficient to call a single dsolve procedure as opposed to two separate functional calls. The same behavior is observed in MATLAB as well.

The hyperbolic tangent (switch) function applied to the ODEs is formulated as

$$T_H = \frac{1}{2}(1 + \tanh(q(t - t_j))) \quad (2.7)$$

where q is a weighting factor determining the discreteness of the function, and t_j is the time allowed for the perturbation approach to find consistent algebraic ICs. The value of t_j will need to be scaled depending on the value of ε used for the perturbation. Subtracting t_j from the total solution time provides the original (simulation) time variable. The switch function is applied to the ODEs as

$$\frac{dy}{dt} = \mathbf{f}T_H \quad (2.8)$$

The switch function allows for the derivative of the differential variables to be set to zero for the duration of the initialization of the algebraic variables and be set to the function \mathbf{f} for the simulation after the initialization period. The adaptive solvers used on the system will find time steps as needed from time $t = 0$ to time $t = t_j$ and will find the consistent ICs for \mathbf{z} . The ability of the switch function to approximate a discrete jump with a continuous function makes this approach useful for standard solvers. The representation of discrete events as continuous functions has been shown to be effective in simulation and the switch function approach has even been used to approximate discontinuities as continuous functions (Boovaragavan et al., 2010). The continuous nature of the switch function also allows for minor corrections of the converged ICs at the end of the initialization time (beginning of the actual simulation time). This correction of the converged ICs allows for less restrictive perturbation values to be used in this approach when compared to the two-step approach. In our experience, the proposed approach also saves a considerable amount of time taken in stopping the solver after initialization, substituting the consistent initial values,

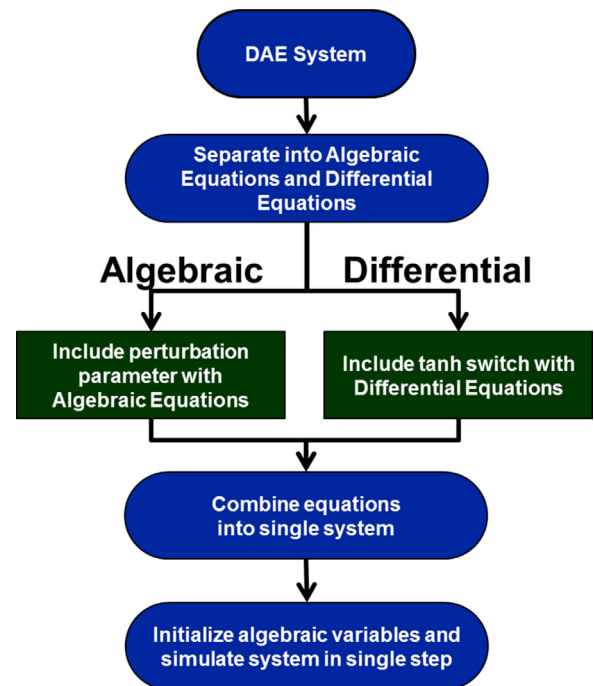


Fig. 1. Diagram of the proposed single-step approach.

and starting the ODE solver again for simulating the entire system of DAEs. Additionally, this method can reduce the time required to properly format the set of equations for solving. With this method, the system of DAEs (Eqs. (2.1) and (2.2)) can be restructured as a single-step ODE system shown by:

$$\frac{dy}{dt} = \mathbf{f}T_H \quad (2.9)$$

$$\varepsilon \frac{dg}{dt} = -\mathbf{g} \quad (2.10)$$

A schematic qualitatively describing the stages of the single-step approach is shown in Fig. 1. Often the perturbed form of the AE (Eq. (2.10)) remains in implicit form because the left hand side will contain differential variables, \mathbf{y} , or their derivatives, dy/dt . This form is acceptable for small systems, but may cause solvers to fail for large sets. In particular, Maple converts all the ODEs of the form $\mathbf{M}(dy/dt) = \mathbf{f}$ to $dy/dt = \mathbf{f}$ for all of its solver options if the implicit = true option is not mentioned. Only when \mathbf{M} is a constant, the stiff = true option in Maple can be used. In order to make the system explicit or linearly implicit, first the derivatives of the differential variable must be removed by substituting the original ODE equations (Eq. (2.1)). Then ICs are substituted for the differential variables that remain. By converting to this form, the single-step process will allow for explicit and linearly implicit solvers to be used for both the initialization and solution of the system of DAEs.

One can write an equation for the linearly implicit form as

$$\varepsilon \frac{dg}{dt} \Big|_{y=y_0, z=z_0, (dy/dt)=f_0} = -\mathbf{g} \quad (2.11)$$

Where Eq. (2.11) can replace Eq. (2.10) for the single-step solution.

Note that Eqs. (2.9)–(2.11) are purely ODEs and can be solved using explicit solvers in time or linearly implicit solvers in time. For example, in Maple, the linearly implicit Rosenbrock stiff ODE solver is very good at handling these systems. The proposed approach is shown to be effective in solving systems of DAEs through 5 examples in the next section.

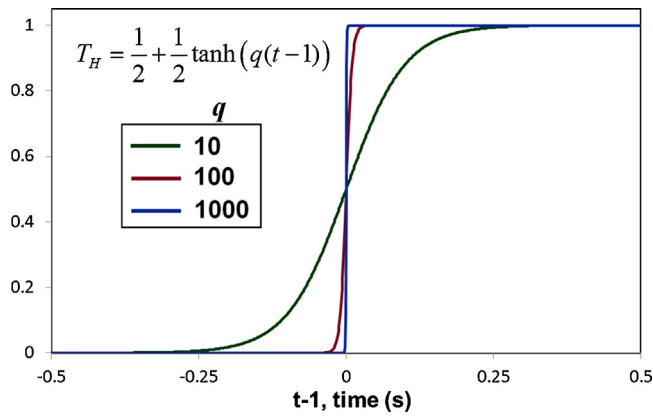


Fig. 2. Comparison of different q values for the switch function.

3. Results and discussion: the single step approach applied

3.1. Example 1: Index-1 DAE (1 algebraic and 1 differential variable)

Consider the system below where y is the differential variable and z is the algebraic variable:

$$\frac{dy(t)}{dt} = -y(t)^2 + z(t) \tag{3.1}$$

$$\cos(y(t)) - \sqrt{z(t)} = 0 \tag{3.2}$$

For the example here, we will set the differential variable IC at $y(0) = 0.25$

$$\text{Standard DAE solvers would need the consistent IC for } z, \\ z(0) = \cos(0.25)^2 \approx 0.938791 \tag{3.4}$$

Standard solver packages might fail when the exact algebraic IC is not given (if the solver did not include initialization routines). Application of the single-step proposed approach is illustrated below.

A switch function is created shown as

$$T_H = \frac{1}{2}(1 + \tanh(1000(t - 1))) \tag{3.5}$$

This function is applied to the right hand side of the differential equation so that

$$\frac{dy(t)}{dt} = (-y(t)^2 + z(t)) \left(\frac{1}{2} + \frac{1}{2} \tanh(1000(t - 1)) \right) \tag{3.6}$$

And a perturbation will be applied to the algebraic equation such that

$$\varepsilon \left(\sin(y(t)) \left(\frac{dy(t)}{dt} \right) + \frac{1\sqrt{z(t)}}{2z(t)} \frac{dz(t)}{dt} \right) = \cos(y(t)) - \sqrt{z(t)} \tag{3.7}$$

The system of Eqs. (3.6) and (3.7) can now be solved with an explicit (or linearly implicit) ODE solver. The exact IC of the algebraic variable does not have to be known *a priori*, but rather the combination of the switch function and perturbation will allow the IC for the algebraic variable to reach its consistent value during the first second of the solution because T_H will be 0, holding the differential variable constant during this initialization. After one second, T_H will switch to the value one (see Fig. 2), and the solution of the complete system will begin based on the initialized conditions. A reasonable initial guess must still be provided for the starting value of z . The time of initialization must be removed from the solution time in order to achieve the real simulation time of the system. In the examples, the initialization time is shown as negative time in

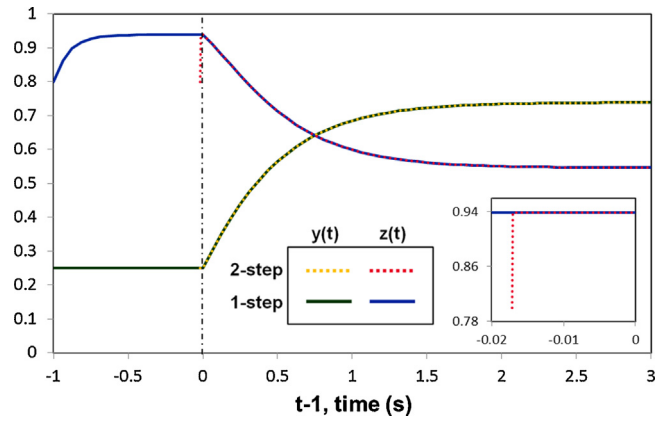


Fig. 3. Comparison of Example 1 solution for two-step perturbation approach and proposed single-step approach.

the figures and the real simulation time of the problem is shown as positive.

Smaller values of ε will increase the accuracy of the converged value ensuring that the converged value can be used as a consistent IC, but a smaller ε will also increase the stiffness of the system. Applying larger ε will reduce the stiffness, but will also decrease the accuracy of the converged value. When ε becomes large enough, the converged value will no longer work as a consistent IC for the system of DAEs. The single step approach allows for a correction to the converged value at the end of initialization because of the continuous nature of the switch function. As the ODE variables begin to be solved, the converged value of the algebraic variables (as well as the IC for the differential variables) can correct to consistent values. This correction will introduce a small amount of error, but allows for a much more robust approach to solving by increasing the allowable converged value for the algebraic variables which will still solve the system.

For Example 1, the proposed approach with the switch function will solve the system with less than 0.001 error for all points after 0.1 s of real simulation time for converged values between $0.9377018 < z(0) < 0.9398806$. Even though the range of allowable converged values is small it greatly increases the robustness of the solver and allows for a much wider range of ε . These ranges are dependent on the discreteness of the switch function used ($q = 1000$ for the range above). Also, these ranges are only the allowable range of converged solutions and the allowable range of initial guesses will be much larger (see Fig. 4).

For Example 1, if a starting guess of $z(0) = 0.8$ was applied, the normal two-step perturbation solution would require no larger than $\varepsilon = 1.1 \times 10^{-6}$ in order to obtain a solution for initialization that is consistent for the system of DAEs. However, the single-step approach can solve the same system with $\varepsilon = 0.1$ (or larger). Fig. 3 shows a plot for the original two-step perturbation and simulation approach and the single-step solution. In the example discussed here, q is taken as 1000. The value of q will affect the discreteness of the switch function and can have an effect on the increased robustness. The proposed approach can be solved for many different initial guesses of the algebraic variables. Fig. 4 shows the initialization period for 8 different initial algebraic guesses where $\varepsilon = 0.1$ and $t_j = 1$ for all cases. All of the guesses converge to the consistent IC of $z(0) = 0.938$ and accurately solve the system of DAEs.

The perturbation value does affect the accuracy and convergence of the initialization. Smaller values of ε will allow the initialization to converge over shorter simulation time and when holding t_j constant, larger values of ε may obtain an initialization that is not accurate enough to satisfy the consistency condition.

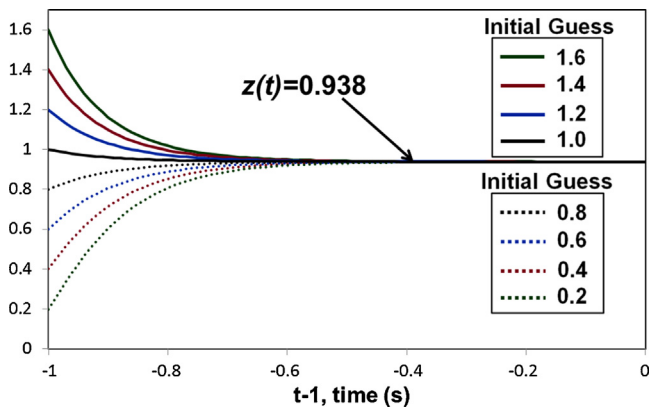


Fig. 4. Initialization portion of the single-step simulation showing different initial guesses for the algebraic variable (z) from Example 1.

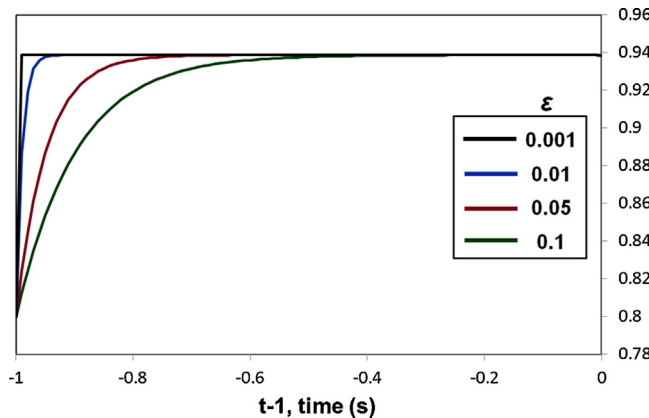


Fig. 5. Initialization portion of the single-step simulation for different perturbation values for the algebraic variable (z) from Example 1.

Fig. 5 shows the initialization of Example 1 for several different perturbation values ($\epsilon = 0.1, 0.05, 0.01, 0.001$).

3.2. Example 2: Wu and White problem

An example of a two equation system representing a thin film nickel hydroxide electrode described in Wu and White (2001) is studied during the charging process. This system can cause difficulty in determining consistent ICs. The system is represented by the equations (Methkar et al., 2011)

$$\frac{\rho V}{W} \frac{dy(t)}{dt} = \frac{j_1}{F} \tag{3.8}$$

$$j_1 + j_2 - i_{app} = 0 \tag{3.9}$$

where

$$j_1 = i_{o,1} \left[2(1 - y(t)) \exp\left(\frac{(z(t) - \phi_1)F}{2RT}\right) - 2y(t) \exp\left(-\frac{(z(t) - \phi_1)F}{2RT}\right) \right] \tag{3.10}$$

$$j_2 = i_{o,2} \left[\exp\left(\frac{(z(t) - \phi_2)F}{RT}\right) - \exp\left(-\frac{(z(t) - \phi_2)F}{RT}\right) \right] \tag{3.11}$$

The parameters of the system are given in Table 1. The differential variable y represents the nickel hydroxide mole fraction and the algebraic variable z represents the potential difference at the solid liquid interface.

Table 1
Parameters for nickel hydroxide electrode.

Symbol	Parameter	Value	Units
F	Faraday Constant	96,487	C/mol
R	Gas Constant	8.314	J/(mol K)
T	Temperature	303.15	K
ϕ_1	Equilibrium potential	0.420	V
ϕ_2	Equilibrium potential	0.303	V
W	Mass of active material	92.7	g
V	Volume	1×10^{-5}	m^3
i_{o1}	Exchange current density	1×10^{-4}	A/cm ²
i_{o2}	Exchange current density	1×10^{-10}	A/cm ²
i_{app}	Applied current	1×10^{-5}	A/cm ²
ρ	Density	3.4	g/cm ³

Table 2
Comparison of working ranges of initial algebraic guess for Example 2 using different solvers. The Maple dsolve approach uses Maple’s rkf45 method (Lawrence Berkeley National Lab, 2014; Maplesoft, 2015a,b; Mathworks, 2015a,b).

Solver	Algebraic range
Maple dsolve	$z(0) = 0.350236$ exact conditions required
MATLAB ode15i	$0.342 < z(0) < 0.365$
MATLAB ode15s	$0.271 < z(0) < 0.474$
SUNDIALS IDA	$-1.27 < z(0) < 1.87$
Proposed approach Maple dsolve	$-9.13 < z(0) < 9.85$

In a discharged state, the mole fraction of the nickel hydroxide is estimated to be

$$y(0) = 0.05 \tag{3.12}$$

Under the algebraic constraint, the consistent IC for the potential must be

$$z(0) \approx 0.350236 \tag{3.13}$$

(Several imaginary roots are solutions to the algebraic constraint, but these are non-physical solutions, so they are not useful for the electrode equations shown here). When deviating from the consistent ICs, many initialization routines and solvers fail to obtain a solution. Table 2 shows the range of possible ICs for the algebraic variable that provide a solution for different solvers and approaches including the proposed single-step approach. Under normal conditions (no initialization), these solvers require initial guesses that are very close to the consistent values. The proposed single-step approach greatly widens the possible range of ICs. The solution for a full charge of the electrode is shown in Fig. 6 (with an initial guess $z(0) = 0.7$). For systems where the ICs are not easily available or obvious from the physical system, the expanded range of possible

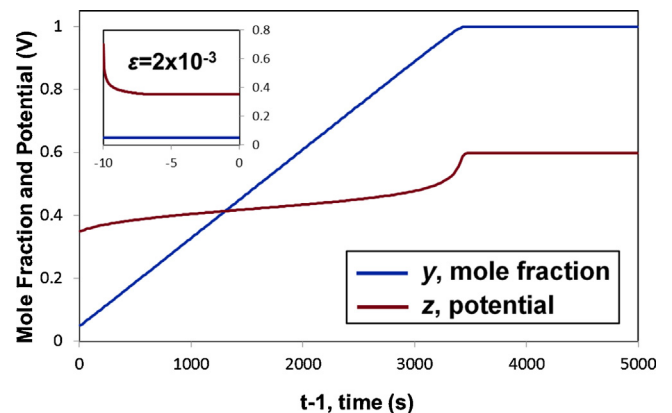


Fig. 6. Solution to Example 2.

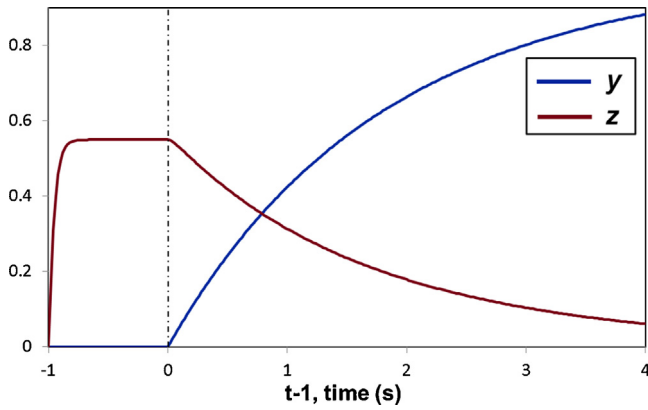


Fig. 7. Solution to Example 3.

initial guesses is important for obtaining a solution. As mentioned before a compiled single procedure can be obtained for a nonlinear DAE system with this approach just like a procedure for ODEs. This helps improve the efficiency and robustness for inverse optimization problems (optimal control and parameter/state estimation).

3.3. Example 3: Implicit ODE converted to DAE solved with explicit solver

The proposed approach can also be used to solve implicit ODEs. Consider the implicit ODE:

$$\left(\frac{dy(t)}{dt}\right)^2 + \left(\frac{dy(t)}{dt}\right)(y(t) + 1) + y(t) = \cos\left(\frac{dy(t)}{dt}\right) \quad (3.14)$$

This problem cannot be directly solved using explicit solvers. When attempted, Maple states that IC for dy/dt is not known or the system cannot be converted to explicit ODE form. However, including a substitution

$$\frac{dy(t)}{dt} = z(t) \quad (3.15)$$

converts Eq. (3.14) into:

$$z(t)^2 + z(t)(y(t) + 1) + y(t) = \cos(z(t)) \quad (3.16)$$

This adds a variable z , allowing the proposed approach to be used. The proposed approach is applied to Eq. (3.15) and (3.16) leading to:

$$\begin{aligned} \varepsilon \left(2z(t)\frac{dz(t)}{dt} + \frac{dz(t)}{dt}(y(t) + 1) \right. \\ \left. + z(t)\frac{dy(t)}{dt} + \frac{dy(t)}{dt} + \sin(z(t))\frac{dz(t)}{dt} \right) \\ = z(t)^2 + z(t)(y(t) + 1) + y(t) - \cos(z(t)) \end{aligned} \quad (3.17)$$

$$\frac{dy(t)}{dt} = z(t) \left(\frac{1}{2} + \frac{1}{2} \tanh(1000(t - 1)) \right) \quad (3.18)$$

where $q=1000$ and $t_j=1$ for the switch function. The results for both initialization and simulation are shown in Fig. 7 for the system solved using $\varepsilon=0.1$ with ICs of:

$$y(0) = 0 \quad z(0) = 0 \quad (3.19)$$

The converged value for $z(0)$ from the initialization portion of the solver is 0.550.

3.4. Example 4: Partial differential equation discretized to DAEs

When PDEs are discretized they can create a system of DAEs. Many of these systems consist of variables with explicit time derivatives (like concentration) and static variables (like potential which may not consist of time derivatives, but still changes with time because other variables in the system change with time). Consider the following set of PDEs:

$$\frac{\partial y}{\partial t} = \frac{\partial^2 y}{\partial x^2} - y(1 + z) \quad (3.20)$$

$$\frac{\partial^2 z}{\partial x^2} = (1 - y^2)\exp(-z) \quad (3.21)$$

With the boundary conditions:

$$\left. \frac{\partial y}{\partial x} \right|_{x=0} = 0 \quad y|_{x=1} = 1 \quad (3.22)$$

$$\left. \frac{\partial z}{\partial x} \right|_{x=0} = 0 \quad z|_{x=1} = 0 \quad (3.23)$$

Though $\partial z/\partial t$ is not present in the system, z changes with time as y changes with time. The model can be solved using numerical method of lines (White and Subramanian, 2010) which will discretize the spatial derivatives over a series of node points between the system's boundaries. When discretizing for the spatial variable the system becomes:

$$\frac{dy_i}{dt} = \frac{1}{h^2}(y_{i+1} - 2y_i + y_{i-1}) - y_i(1 + z_i) \quad (3.24)$$

$$\frac{1}{h^2}(z_{i+1} - 2z_i + z_{i-1}) = (1 - y_i^2)\exp(-z_i) \quad (3.25)$$

where h is the length between node points. And the boundary conditions become:

$$\frac{1}{2h}(3y_0 - 4y_1 + y_2) = 0 \quad y_{N+1} = 1 \quad (3.26)$$

$$\frac{1}{2h}(3z_0 - 4z_1 + z_2) = 0 \quad z_{N+1} = 0 \quad (3.27)$$

where N is the number of interior node points of the system. Converting to the proposed approach the system equations become:

$$\begin{aligned} \frac{dy_i}{dt} = \left[\frac{1}{h^2}(y_{i+1} - 2y_i + y_{i-1}) - y_i(1 + z_i) \right] \\ \times \left(\frac{1}{2} + \frac{1}{2} \tanh(1000(t - 1)) \right) \end{aligned} \quad (3.28)$$

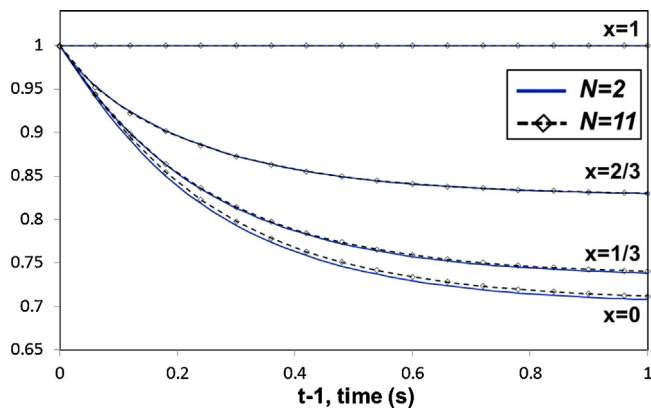
$$\begin{aligned} -\varepsilon \left[\frac{dz_{i+1}}{dt} - 2\frac{dz_i}{dt} + \frac{dz_{i-1}}{dt} + 2y_i\frac{dy_i}{dt}\exp(-z_i) + (1 - y_i^2)\frac{dz_i}{dt}\exp(-z_i) \right] \\ = (1 - y_i^2)\exp(-z_i) - \frac{1}{h^2}(z_{i+1} - 2z_i + z_{i-1}) \end{aligned} \quad (3.29)$$

And the boundary equations are:

$$\begin{aligned} -\varepsilon \left[3\frac{dy_0}{dt} - 4\frac{dy_1}{dt} + \frac{dy_2}{dt} \right] = \frac{1}{2h}(3y_0 - 4y_1 + y_2) \\ -\varepsilon\frac{dy_{N+1}}{dt} = y_{N+1} - 1 \end{aligned} \quad (3.30)$$

Table 3
Parameters for SPM.

Symbol	Parameter	Value	Units
F	Faraday constant	96,487	C/mol
R	Gas constant	8.314	J/(mol K)
T	Temperature	303.15	K
c_e	Electrolyte concentration	1000	mol/m ³
i_{app}	Applied current	1	C
D	Solid phase diffusion coefficient	1.0×10^{-14}	m ² /s
a	Particle surface area to volume	8.85×10^5	m ² /m ³
c^{max}	Maximum lithium concentration	51,555	mol/m ³
l	Cell thickness	80×10^{-6}	m
R	Electrode particle radius	2×10^{-6}	m
k	Reaction rate	2.334×10^{-11}	m ^{2.5} /(mol ^{0.5} s)
U	Overpotential	5.0307×10^{-11}	
		is a function of state-of-charge (Northrop et al., 2011)	

**Fig. 8.** Solution to Example 4 for $N=2$ and $N=11$ at four different x -values.

$$-\varepsilon \left[3 \frac{dz_0}{dt} - 4 \frac{dz_1}{dt} + \frac{dz_2}{dt} \right] = \frac{1}{2h} (3z_0 - 4z_1 + z_2)$$

$$-\varepsilon \frac{dz_{N+1}}{dt} = z_{N+1} \quad (3.31)$$

For standard solvers the system cannot be solved for a large number N using explicit solvers (i.e., one cannot convert this system of DAEs to explicit ODEs of the form $dy/dt=f$). Maple's dsolve, even with consistent ICs ($y_i(0)=1$ and $z_i(0)=0$), cannot solve the system for N greater than 5. Maple aims to convert the DAE system to an explicit ODE system of the form $dy/dt=f$ and fails for larger values of N . However using the single step proposed approach loosens the restrictions on the number of interior node points and increases the solving speed in Maple without having to use solvers involving Newton type iterations. Larger values of N may be required for higher accuracy and better convergence. Fig. 8 shows the value of y at $x=0, 1/3, 2/3$, and 1 for $N=2$ and $N=11$ with $\varepsilon=1 \times 10^{-5}$. The values at $N=11$ have converged to more accurate values, especially for values closer to $x=0$. Consistent ICs ($y_i(0)=1$ and $z_i(0)=0$) were used for Fig. 8. The proposed approach can use the standard Maple dsolve approach to solve for more internal node points, without having to use direct DAE solvers that use Newton–Raphson type iterations. Even at lower number of node points the proposed approach is faster than standard simulation techniques as it provides Maple with an approximate ODE that can be solved directly. At $N=5$ the proposed approach solves in 159 ms using Maple dsolve, over an order of magnitude faster than the standard techniques inbuilt in Maple.

3.5. Example 5: Finite difference single particle lithium-ion battery model

Even when discretizing systems of PDEs that contain time derivatives in all the governing equations, the boundary conditions can yield algebraic equations. Our last example shows this case through a lithium-ion battery system. The single particle model (SPM) is used to describe the electrochemistry occurring in an intercalation based secondary battery (Santhanagopalan et al., 2006; Ramadesigan et al., 2012). The SPM has been used to model battery cycling and is a good model for batteries with thin electrodes and low charge and discharge rates (Pinson and Bazant, 2013; Northrop et al., 2014). The model tracks the diffusion of lithium inside the electrode particles of lithium-ion batteries governed by Fick's second law of diffusion:

$$\frac{\partial c_i}{\partial t} = \frac{1}{r^2} \frac{\partial}{\partial r} \left(r^2 D_i \frac{\partial c_i}{\partial r} \right) \quad i = p, n \quad (3.32)$$

With boundary conditions:

$$\frac{\partial c_i}{\partial r} \Big|_{r=0} = 0 \quad \frac{\partial c_i}{\partial r} \Big|_{r=R_i} = -\frac{j_i}{D_i} \quad (3.33)$$

where

$$j_i = \frac{\pm i_{app}}{a_i l_i F} = \pm 2k_i c_e^{0.5} (c_{i,max} - c_{i,surf})^{0.5} c_{i,surf}^{0.5} \sinh \left(\frac{F(\Phi_i - U_i)}{2RT} \right) \quad (3.34)$$

The parameters for the system are given in Table 3. The model can be solved using numerical method of lines which will discretize the spatial derivatives over a series of node points, N , within the particle, while the time derivative will remain. This discretization will create a DAE system with $2N$ differential equations and 4 algebraic equations (the boundary conditions). The system can be solved for the concentration of lithium at every node point in the electrodes and then the electrode potentials, Φ_i , can be determined from the

Table 4
Computational time for solving concentration profiles in Example 5 using Maple's dsolve. Standard finite difference fails to solve SPM beyond $N=50$.

Internal node points	Standard FD time (ms)	Proposed single-step time (ms)
5	111	55
25	3340	94
50	23,715	200
100	N/A	404
500	N/A	4,377

Table 5
List of methods used to solve the proposed approach.

Method	Stiff solver	Computational time (ms)	References
Maple mebdfi	Yes	169	Cash (2000)
Maple rkf45	No	128	Enright et al. (1986) and Shampine and Corless (2000)
Maple ck45	No	128	Enright et al. (1986) and Cash and Karp (1990)
Maple gear	Yes	125	Gear (1971)
Maple dverk78	No	125	Verner (1978) and Dormand and Prince (1980)
Maple lsolve	Yes	125	Hindmarsh (1980)
Maple rosenbrock	Yes	131	Hairer and Wanner (1996)
MATLAB ode15i	Yes	35.8	Shampine (2002)
MATLAB ode15s	Yes	62.4	Dormand and Prince (1980) and Shampine (1994)
MATLAB ode23s	Yes	119	Shampine and Reichelt (1997)
FORTTRAN RODAS	Yes	154	Hairer and Wanner (1996)

electrode surface concentrations. In a discharged state the initial concentration for lithium throughout the electrodes will be:

$$c_p(0) = 305.55 \quad c_n(0) = 49503.11 \quad (3.35)$$

with units of mol/m³.

This model system written in finite difference form (using second order central difference approach) and applying the single-step approach becomes

$$\frac{dc_{i,k}}{dt} = \frac{D_i}{j^2 h^2 R_i^2} [c_{i,k+1}(j^2 + j) + c_{i,k-1}(j^2 - j) - 2j^2 c_{i,k}] \left(\frac{1}{2} + \frac{1}{2} \tanh(1000(t-1)) \right) \quad (3.36)$$

With boundary conditions converted using second order 3 point forward and backward differences as

$$\frac{-\varepsilon}{2h} \left(4 \frac{dc_{i,1}}{dt} - \frac{dc_{i,2}}{dt} - 3 \frac{dc_{i,0}}{dt} \right) = 4c_{i,1} - c_{i,2} - 3c_{i,0} \quad (3.37)$$

$$\begin{aligned} \frac{-\varepsilon}{2h} \left(4 \frac{dc_{i,N}}{dt} - \frac{dc_{i,N-1}}{dt} - 3 \frac{dc_{i,N+1}}{dt} \right) \\ = 4c_{i,N} - c_{i,N-1} - 3c_{i,N+1} - \frac{j_i}{D_i} \end{aligned} \quad (3.38)$$

Results for the concentration values (five internal node points) are shown in Fig. 9. Using the Rosenbrock stiff solver in Maple, the system can be solved for a complete 1C rate charge with up to 58 internal node points when not applying the proposed approach

before the solver fails due to memory constraints. Note that Rosenbrock methods for DAEs require additional constraints to satisfy the order requirement (Schneider, 1991, Hairer and Wanner, 1996). By using the proposed single-step approach, the same system under the same memory constraints can be solved for over 2500 internal node points. The proposed approach reduces the computational burden on the solver and allows for larger systems to be solved thereby facilitating more accurate results. Table 4 shows the solving speed for simulating the lithium concentration throughout the electrode particles for a range of node points. The ICs for both cases were given as shown in Eq. (3.35). The switch function was applied with $t_j = 1$ and $q = 1000$ (same as previous examples) and the perturbation value was $\varepsilon = 1 \times 10^{-5}$. The system was solved with a Rosenbrock solver under both the standard FD scheme and the proposed approach. The computational savings from the proposed approach allow larger systems to be solved. For a SPM with 50 internal node points (resulting in a system of 4 AEs and 100 ODEs) the proposed approach reduced computational time by two orders of magnitude.

4. Discussion

The single step initialization and simulation approach has been tested on other electrochemical based battery models. The proposed approach was used on the porous electrode pseudo two-dimensional model outlined in Northrop et al. (2011). For one complete constant power charge, a collocation of 15, 6, 15 (resulting in 123 AEs and 92 ODEs) was solved using $\varepsilon = 1 \times 10^{-4}$. The porous electrode pseudo two-dimensional model and single-step approach was also used to solve dynamic discharging of a battery occurring from electric vehicle driving (Lawder et al., 2014). The dynamic current increased system stiffness causing other solvers to fail, especially when solving over long times and multiple cycles, but the single-step approach was able to overcome the continuously changing input current values.

Note that the method described should not be necessarily viewed as better or more robust compared to different available solvers, such as DASKR/IDA/DASSL/GEAR or RADAU. However, the proposed approach enables explicit solvers to handle nonlinear DAEs. As of today, Maple does not have a nonlinear DAE solver (all of its DAE solvers convert DAEs to explicit ODEs before solving). Similar situations are seen in large scale system simulators (Matlab, DYMOLA). The proposed approach provides an iteration free alternative for solving nonlinear DAEs without knowing consistent initial conditions for the algebraic variable.

Additionally, the proposed approach has been used to solve index-2 systems of DAEs in some cases. Index-2 systems of DAEs can be approached by differentiating the perturbed AEs twice in order to provide a system in which the perturbed equation is a function of the algebraic variable. Future work will include assessing the

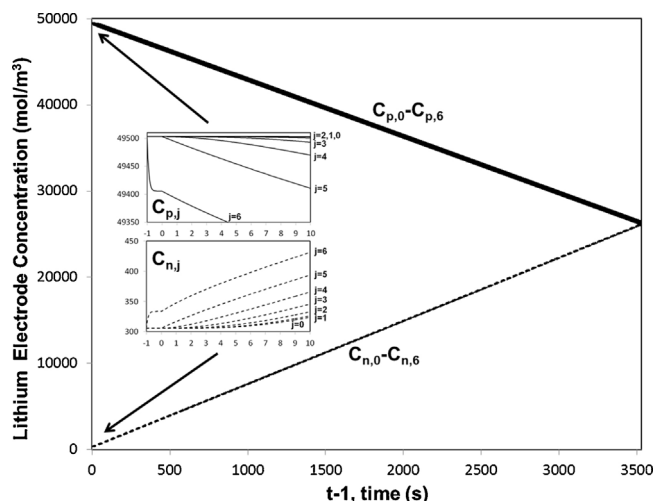


Fig. 9. SPM concentration solutions for $N=5$.

strength of extending the proposed single-step approach to index-2 systems of DAEs generally.

The proposed approach was tested under different numerical schemes. Table 5 give a summary of different numerical methods built into Maple and MATLAB as well as a FORTRAN solver that were used to solve Example 1 under the proposed approach. RODAS, a Rosenbrock 4th order L stable method, was used in the FORTRAN code and the driver file is provided in Appendix A. This version of the Rosenbrock method can handle M matrices more efficiently (there is no need to substitute the ODE derivatives in the lhs). Note that Table 5 provides solvers that perform Newton iterations for solving nonlinear ODEs as well (MEBDFI, LSODE, ode15s) for completion's sake.

5. Conclusions

A new method is proposed to enable explicit (and linearly implicit) ODE solvers to solve nonlinear DAEs. This method makes use of a switch function for the ODEs and combines both the initialization and simulation for systems of DAEs. The single-step approach decreases stiffness for initialization when compared to the two-step perturbation initialization and system solving. In addition, the single-step method reduced the strict requirement on initial guesses for algebraic ICs when compared to standard solvers, allowing consistency to be met under more cases. The continuous nature of the switch function allows for correction of inconsistent converged ICs that occurs under large perturbation values. This extension of allowable consistent converged ICs helps to expand the robustness of the single-step method. This single-step approach can be applied when a system of DAEs face difficulty with initialization under standard solvers without having to call a separate solver for initialization purposes only. Examples show the approach being applied in mathematical and physically representative situations. The approach has been tested for large, physically representative systems and has decreased the computational time required to study these systems. Importantly, the proposed approach provides an iteration free alternative to stiff solvers like DASKR and RADAU for solving DAEs when consistent initial conditions are unknown.

Acknowledgements

The authors thank the United States Department of Energy (DOE) for the financial support for this work though the Advanced Research Projects Agency – Energy (ARPA-E) award #DE-AR0000275. Venkat R Subramanian would like to dedicate this article to Professor Ralph White at the University of South Carolina.

Appendix A. Supplementary data

Supplementary data associated with this article can be found, in the online version, at <http://dx.doi.org/10.1016/j.compchemeng.2015.07.002>

References

- Berzins M, Dew PM, Furland RM. Developing software for time-dependent problems using the method of lines and differential-algebraic integrators. *Appl Numer Math* 1989;5(5):375–97.
- Boovaragavan V, Ramadesigan V, Panchagnula MV, Subramanian VR. Continuum representation for simulating discrete events of battery operation. *J Electrochem Soc* 2010;157(1):A98–104.
- Brown PN, Hindmarsh AC, Petzold LR. Using Krylov methods in the solution of large-scale differential-algebraic systems. *SIAM J Sci Comput* 1994;15(6):1467–88.
- Brown PN, Hindmarsh AC, Petzold LR. Consistent initial condition calculation for differential-algebraic systems. *SIAM J Sci Comput* 1998;19(5):1495–512.
- Cash JR. Modified extended backward differentiation formulae for the numerical solution of stiff initial value problems in ODEs and DAEs. *J Comput Appl Math* 2000;125(1–2):117–30.
- Cash JR. Efficient numerical methods for the solution of stiff initial-value problems and differential algebraic equations. *Proc Roy Soc A – Math Phys* 2003;459(2032):797–815.
- Cash JR, Karp AH. A variable order Runge-Kutta method for initial value problems with rapidly varying right-hand sides. *ACM Trans Math Softw* 1990;16(3):21.
- Cellier FE, Kofman E. Continuous system simulation. USA: Springer; 2006.
- Dassault Systems. DYMOLA 2015, Available from <http://www.3ds.com/products-services/catia/capabilities/modelica-systems-simulation-info/dymola> (retrieved January 2015).
- de Swart JJB, Lioen WM, van der Veen WA. Specification of PSIDE. Amsterdam, NL: National Research Institute for Mathematics and Computer Science (CWI) (The Netherlands); 1998. p. 15.
- Dew PM, Walsh JE. A set of library routines for solving parabolic equations in one space variable. *ACM Trans Math Softw* 1981;7(3):295–314.
- Dormand JR, Prince PJ. A family of embedded Runge-Kutta formulae. *J Comput Appl Math* 1980;6(1):7.
- Enright WH, Jackson KR, Norsett SP, Thomsen PG. Interpolants for Runge-Kutta formulas. *ACM Trans Math Softw* 1986;12(3):193–218.
- Garcia JAG. A singular perturbation approach to modeling closed kinematic chains. Rice University; 2000.
- Gear CW. Simultaneous numerical solution of differential-algebraic equations. *IEEE Trans Circuits Syst* 1971;18(1):89.
- Gopal V, Biegler LT. A successive linear programming approach for initialization and reinitialization after discontinuities of differential-algebraic equations. *SIAM J Sci Comput* 1998;20(2):447–67.
- Hairer E, Wanner G. Solving ordinary differential equations II: stiff and differential-algebraic problems. Springer; 1996.
- Hairer E, Wanner G. Stiff differential equations solved by Radau methods. *J Comput Appl Math* 1999;111(1–2):93–111.
- Hindmarsh AC. LSODE and LSODI, two new initial value ordinary differential equation solvers. *ACM SIGNUM Newsletters* 1980;15:2.
- Lamour R, Mazzia F. Computation of consistent initial values for properly stated index 3 DAEs. *BIT* 2009;49(1):161–75.
- Lawder MT, Northrop PWC, Subramanian VR. Model-based SEI layer growth and capacity fade analysis for EV and PHEV batteries and drive cycles. *J Electrochem Soc* 2014;161(14):A2099–108.
- Lawrence Berkeley National Lab. Sundials IDA 2014, Available from https://computation.llnl.gov/casc/sundials/description/description.html#descr_ida (retrieved November 2014).
- Leimkuhler B, Petzold LR, Gear CW. Approximation methods for the consistent initialization of differential-algebraic equations. *SIAM J Numer Anal* 1991;28(1):205–26.
- Li PF, Li YY, Seem JE. Consistent initialization of system of differential-algebraic equations for dynamic simulation of centrifugal chillers. *J Build Perform Simul* 2012;5(2):115–39.
- Li ST, Petzold LR. Software and algorithms for sensitivity analysis of large-scale differential algebraic systems. *J Comput Appl Math* 2000;125(1–2):131–45.
- Maplesoft. Maple 2015a, Available from <http://www.maplesoft.com/products/maple/> (retrieved January 2015).
- Maplesoft. Maple dsolve 2015b, Available from <http://www.maplesoft.com/support/help/maple/view.aspx?path=dsolve> (retrieved June 2015).
- Mathworks. Matlab ODE15i; 2015a, Available from <http://www.mathworks.com/help/matlab/ref/ode15i.html> (retrieved June 2015).
- Mathworks. Matlab ODE15s; 2015b, Available from <http://www.mathworks.com/help/matlab/ref/ode15s.html> (retrieved June 2015).
- Methkar RN, Ramadesigan V, Pirkle JC, Subramanian VR. A perturbation approach for consistent initialization of index-1 explicit differential-algebraic equations arising from battery model simulations. *Comput Chem Eng* 2011;35(11):2227–34.
- Michelsen ML. Application of semi-implicit Runge-Kutta methods for integration of ordinary and partial-differential equations. *Chem Eng J Bioch Eng* 1977;14(2):107–12.
- Northrop PWC, Ramadesigan V, De S, Subramanian VR. Coordinate transformation, orthogonal collocation, model reformulation and simulation of electrochemical-thermal behavior of lithium-ion battery stacks. *J Electrochem Soc* 2011;158(12):A1461–77.
- Northrop PWC, Suthar B, Ramadesigan V, Santhanagopalan S, Braatz RD, Subramanian VR. Efficient simulation and reformulation of lithium-ion battery models for enabling electric transportation. *J Electrochem Soc* 2014;161(8):9.
- Pantelides CC, Gritsis D, Morison KR, Sargent RWH. The mathematical-modeling of transient systems using differential algebraic equations. *Comput Chem Eng* 1988;12(5):449–54.
- Petzold LR. Differential-algebraic equations are not ODEs. *SIAM J Sci Stat Comput* 1982a;3(3):367–84.
- Petzold LR. A description of DASSL: a differential/algebraic system solver. Sandia National Lab; 1982b.
- Pinson MB, Bazant MZ. Theory of SEI formation in rechargeable batteries: capacity fade, accelerated aging and lifetime prediction. *J Electrochem Soc* 2013;160(2):A243–50.
- Praprost KL, Loparo KA. A stability theory for constrained dynamic systems with applications to electric power systems. *IEEE Trans Automat Control* 1996;41(11):1605–17.
- Ramadesigan V, Northrop PWC, De S, Santhanagopalan S, Braatz RD, Subramanian VR. Modeling and simulation of lithium-ion batteries from a systems engineering perspective. *J Electrochem Soc* 2012;159(3):R31–45.

- Reissig G, Boche H, Barton PI. On inconsistent initial conditions for linear time-invariant differential-algebraic equations. *IEEE Trans Circuits Syst I – Fundam Theory Appl* 2002;49(11):1646–8.
- Santhanagopalan S, Guo Q, Ramadass P, White RE. Review of models for predicting the cycling performance of lithium ion batteries. *J Power Sources* 2006;156(2):620–8.
- Schneider C. Rosenbrock-type methods adapted to differential-algebraic systems. *Math Comput* 1991;56(193):201–13.
- Schwalbe D, Kooijman H, Taylor R. Solving stiff differential equations and differential algebraic systems with Maple V. *Mapletech* 1996;3(2):47–53.
- Shampine LF. Numerical solution of ordinary differential equations. New York: Chapman & Hall; 1994.
- Shampine LF. Solving $0 = F(t, y(t), y'(t))$ in Matlab. *J Numer Math* 2002;10(4):19.
- Shampine LF, Corless RM. Initial value problems for ODEs in problem solving environments. *J Comput Appl Math* 2000;125(1–2):31–40.
- Shampine LF, Reichelt MW. The MATLAB ODE suite. *SIAM J Sci Comput* 1997;18(1):1–22.
- Shampine LF, Reichelt MW, Kierzenka JA. Solving index-I DAEs in MATLAB and Simulink. *SIAM Rev* 1999;41(3):538–52.
- Susuki Y, Hikilira T, Chiang HD. Discontinuous dynamics of electric power system with dc transmission: a study on DAE system. *IEEE Trans Circuits – I* 2008;55(2):697–707.
- Taylor R. Engineering computing with Maple: solution of PDEs via the method of lines. *CACHE News* 1999;49:5–8.
- Van Keken PE, Yuen DA, Petzold LR. DASPCK: a new high order and adaptive time-integration technique with applications to mantle convection with strongly temperature- and pressure-dependent rheology. *Geophys Astro Fluid* 1995;80(1–2):57–74.
- Verner JH. Explicit Runge-Kutta methods with estimates of local truncation error. *SIAM J Numer Anal* 1978;15(4):772–90.
- White RE, Subramanian VR. Computational methods in chemical engineering with Maple. Berlin: Springer-Verlag; 2010.
- Wolfram. NDSolve 2014, Available from <http://reference.wolfram.com/language/ref/NDSolve.html> (retrieved November 2014).
- Wu B, White RE. An initialization subroutine for DAEs solvers: DAEIS. *Comput Chem Eng* 2001;25(2–3):301–11.