

Focused Light Effects on Asymmetrical Visual Search


Zoë L. Feygin & David Gilden, Ph.D.



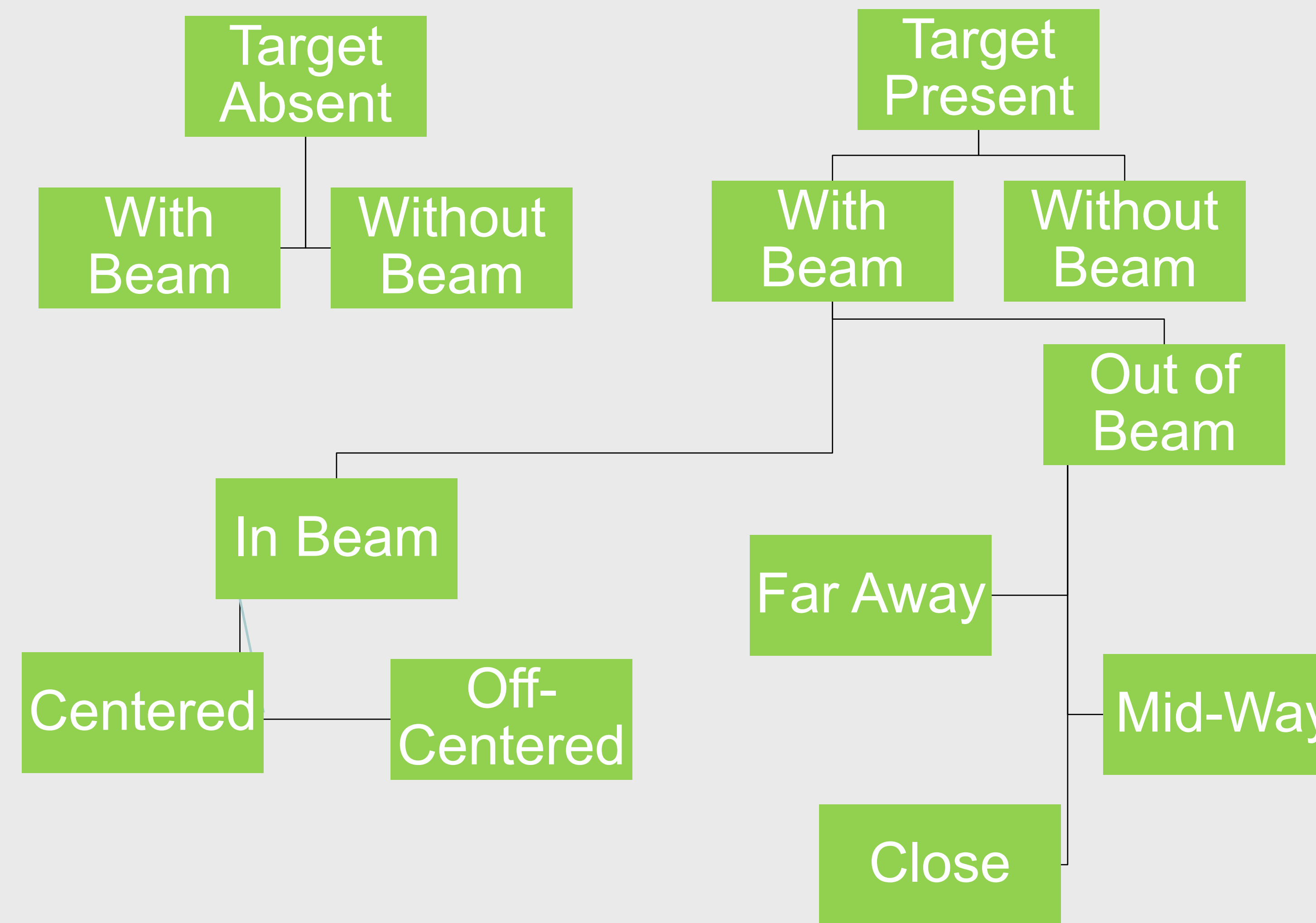

TEXAS

Methods

Participants were asked to determine if the target was present or absent in a series of 400 trials, separated into 4 sequences with a 1 second ISI between trials. Participants were free viewing. Trials included targets that were close, midway, and far away from the beam.



Asymmetrical Visual Search



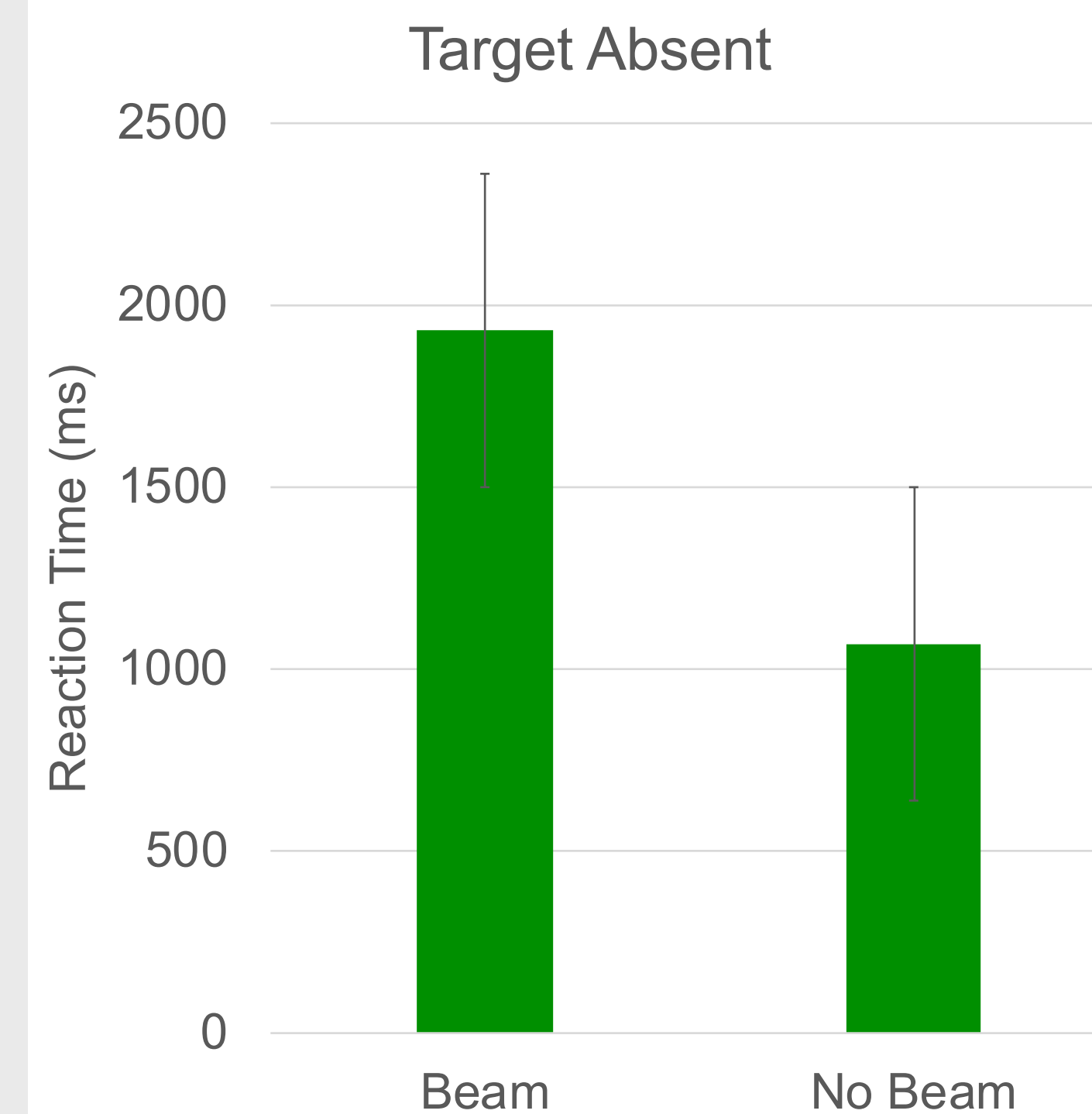
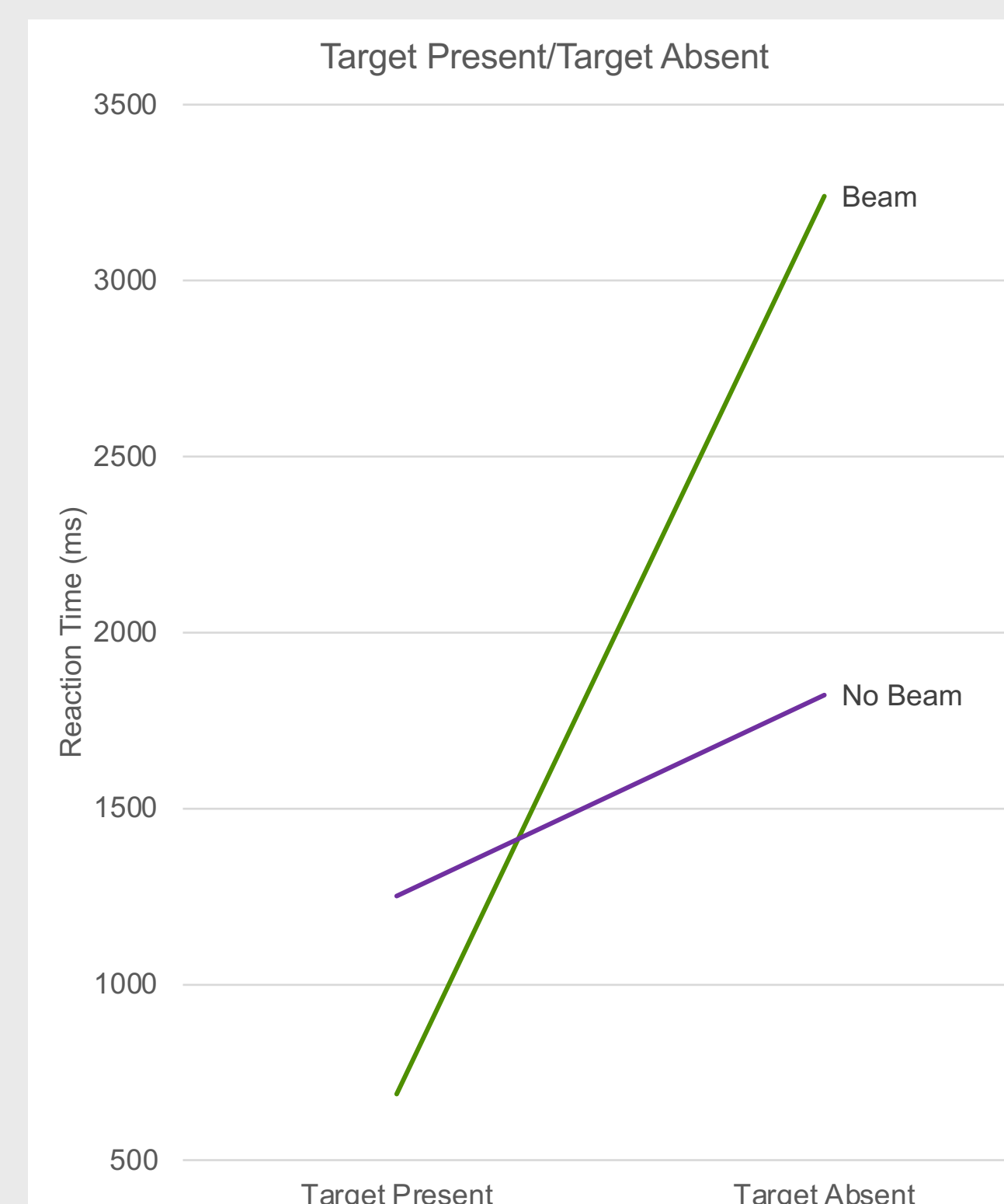
Summary and Conclusions

- The contrast beam is the starting point of the serial search
- The contrast beam increases search ceiling
- Exhaustive search ceiling at 3 seconds
- Visual contrast is a good mediator of visual attention



The difference in slope is consistent with existing visual search literature.

There were no significant differences when the target was centered compared to off-centered (within beam) or close.



When participants were exhaustively searching for an absent target, their reaction times increased with the presence of the beam. It possibly served as a distractor during a more organized serial search.

References

Nicholls, M. E. R., Roden, S., Thomas, N. A., Loetscher, T., Spence, C. J., & Forte, J. D. (2014). Close to me: The effect of asymmetrical environments on spatial attention. *Ergonomics*, 57(6), 876–885.

Amunts, L., Yashar, A., & Lamy, D. (2014). Inter-trial priming does not affect attentional priority in asymmetric visual search. *Frontiers in Psychology*, 5.

Dosher, B. A., Han, S., & Lu, Z.-L. (2004). Parallel Processing in Visual Search Asymmetry. *Journal of Experimental Psychology: Human Perception and Performance*, 30(1), 3–27.

Calen Walshe, R., & Nuthmann, A. (2014). Asymmetrical control of fixation durations in scene viewing. *Vision Research*, 100, 38–46.a

Acknowledgements

Thanks especially to Taylor Mezzarups, and Dr. Theresa Jones