

Spring Concert Repertoire Checklist

2024 Violin & Bass

The String Project's spring concert will be performed in play-down fashion, beginning with advanced pieces and concluding with Hoe Down. Students will enter the stage individually (not with their ensemble class) for the most advanced piece that they have memorized and polished. After performing this piece, they will remain on stage and perform—from memory—all following pieces.

Each student must return this form, complete with their private teacher's signature, indicating on which piece they will enter the stage. The pieces in **bold** will be played by Violins & Basses together.

Only check pieces in which all notes, bowings, dynamics, phrasing, and bow distribution are learned, polished and memorized.

Violin Only	Bass Only
<input type="checkbox"/> Bach Double	<input type="checkbox"/> Elephant
<input type="checkbox"/> Puppet Show	<input type="checkbox"/> May Time
<input type="checkbox"/> Handel Bouree	<input type="checkbox"/> Sakura
<input type="checkbox"/> Happy Farmer	<input type="checkbox"/> Allegro
<input type="checkbox"/> New World Symphony	<input type="checkbox"/> Mahler

Violin & Bass Together
<input type="checkbox"/> Martin's March
<input type="checkbox"/> French Folk Song
<input type="checkbox"/> Twinkle Variation A
<input type="checkbox"/> Old Brass Wagon
<input type="checkbox"/> Hoe Down

Teacher Signature _____

Date _____

Student Signature _____

Date _____

Hoe Down

(Aka Bile Em' Cabbage Down)

Melody (On D string):

Double bass (4) D

F# (2) G (3) F# (2) E (1)

(0) G (4) D (1) D

F# (2) G (3) F# (2) E (1) D (0)

(4) D (0) G (4) D (1) D

Harmony (On A string):

A A A A A A A A


A A A A A A A A

Bass Line (Open strings) x3:

D D G G | D D A A |

D D G G | D A D D :||

Reminder:

- Bass line plays once as introduction
-  Down wiggle up wiggle

Songs to Sing and Play by Ear

Chicken on a Fencepost

American Folk Song
Solo CD #2/A and 3/D Piano CD #51/A 52/D 53/G 55/E

Musical notation for 'Chicken on a Fencepost' in G major (one sharp) and 4/4 time. The melody consists of eighth-note patterns with rests, repeated three times. A repeat sign is at the end.

Chicken on a fencepost, Can't dance Josey. 3X Hello, Susan Brownie-o!

Old Brass Wagon

American Folk Song
Solo CD #4/A and 5/D Piano CD #56/A 57/D 58/G 60/E

Musical notation for 'Old Brass Wagon' in G major (one sharp) and 4/4 time. The melody features eighth-note patterns with rests, ending with a fermata. A 'V' marking is above the final note.

Circle to the left, now, Old brass wagon. 3X You're the one, my darling.

Hot Cross Buns should be learned by listening to the CD. Solo CD #6/A 7/D Piano CD #61/A 62/D 63/G 65/E

Lucy Locket

English Folk Song
Solo CD #8/G and #30/D Piano CD #66/G

Musical notation for 'Lucy Locket' in G major (one sharp) and 4/4 time. The melody is a continuous eighth-note line.

Lucy Locket lost her pocket. Kitty Fisher found it. Not a penny was there in it, only ribbon round it.

Teddy Bear should be learned by listening to the CD. Solo CD #9/G 31/D Piano CD #67/G

Winter Has Come

German Folk Song
Solo CD #10 Ensemble #34 Piano CD #68

Musical notation for 'Winter Has Come' in G major (one sharp) and 4/4 time. The piece is divided into four systems, starting at measures 1, 5, 9, and 13. The first system includes a 'mf' dynamic marking and a 'V' marking above the second measure. The piece ends with a fermata.

1 Twinkle, Twinkle, Little Star Variations

Variations d' "Ah, vous dirai-je, maman" Variationen über „Leuchte, leuchte kleiner Stern“
Variaciones de "Brilla, brilla, estrellita"

S. Suzuki

A

3

5

7

9

11

B

3

C

3

etc.

etc.

French Folk Song


French Folk Song
Solo CD #12 Ensemble CD #36 Piano CD #70

Notes Used in This Piece



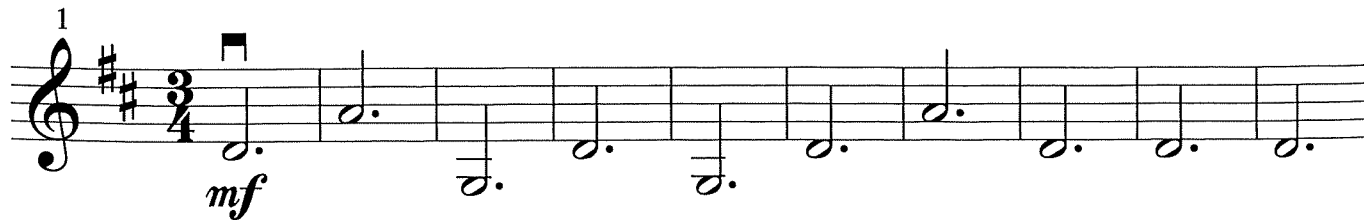
D0 D1 D2 D3 A0 A1 A2 A3
D E F# G A B C# D

Melody



Bass Line

Harmony Part p. 29



Martin's March

Winifred Crock
Solo CD #18 Ensemble CD #42 Piano CD #76

Notes Used in This Piece

A0 A1 A2 A3 D1
A B C# D E

Melody

1 *mf* 3 3

5 3

9 *f* 3 3

To further develop fourth finger strength, review Rocky Mountain starting on 3rd finger on either the A, D, or G string. Solo CD #32/D

Bass Line

Harmony Part p. 32

1 *mf*

5

9 *f*

New World Symphony "Largo"





Antonin Dvorak arr. W. Crock

Notes Used in This Piece



D3	A0	A1	A3	E0	E1	E2	E3	E4
G	A	B	D	E	F#	G	A	B

Melody



16 The Happy Farmer

Le Gai Laboureur Der Fröhliche Landmann El Granjero Feliz

R. Schumann

Allegro giocoso

The musical score consists of five staves of music in G major, 2/4 time. It includes various dynamics such as *f* (forte), *mf* (mezzo-forte), and *mf* (mezzo-forte). Fingering is indicated with numbers 0, 3, 4, and (0). Vibrato marks (V) are placed above several notes. The piece concludes with a double bar line and a fermata.

[Dotted Rhythm Exercise]

Exercice avec le Rythme Pointé Übung Mit Punktierten Rhythmen Ejercicio de Notas con Puntillo

- ☆ Also play the "Twinkle Variations" with the following dotted rhythm.
- ☆ Jouez aussi les Variations "Ah, Vous Dirai-je, Maman" avec le rythme suivant pointé.
- ☆ Spiele Twinkle mit dem folgenden punktierten Rhythmus.
- ☆ Toque también las variaciones "Twinkle" con este ritmo.

First staff of the dotted rhythm exercise, showing a sequence of notes with dotted rhythms. It ends with a double bar line and the word "etc.".

Second staff of the dotted rhythm exercise, showing a sequence of notes with dotted rhythms. It ends with a double bar line and the word "etc.".

- ☆ Also play "The Happy Farmer" starting on the G string (in C Major).
- ☆ Jouez aussi "le gai Laboureur" sur la corde de Sol (en Do Majeur).
- ☆ Spiele den „Fröhlichen Landmann“ und beginne auf der G-Saite (in C-Dur).
- ☆ Toque también "El granjero feliz" empezando en la cuerda de Sol (en Do mayor).

6 Bourrée

Bourrée Bourrée Bourrée

G. F. Handel

The musical score consists of six staves of music in G major, 3/4 time. The first staff starts with a *p* dynamic and includes a 'V' marking above the first measure. The second staff has a *mf* dynamic. The third staff starts with a *mf* dynamic and ends with a *p* dynamic. The fourth staff ends with a *p* dynamic. The fifth staff ends with a *pp* dynamic. The sixth staff starts with a *f* dynamic and includes a 'rit. (2nd time)' marking at the end.

☆ Try playing "Bourrée" starting on the D string (C Major).

☆ Versuche die „Bourrée“ auf der D-Saite beginnend zu spielen (C-Dur).

☆ Essayez de jouer la « Bourrée » sur la corde de ré (en do majeur).

☆ Trate de tocar "Bourrée" empezando en la cuerda Re (Do Mayor).

[Finger Exercise No. 5A]

Exercice de Doigt No. 5A Fingerübung Nr. 5A Ejercicio de dedo No. 5A

Keep the 3rd finger in place while lifting the 1st finger to lower it a half step.

Übe den 1. Finger einen Halbton tiefer aufzusetzen. Während der 3. Finger auf seinem Platz bleibt, setze den 1. Finger einen Halbton tiefer.

Gardez le troisième doigt en place quand vous soulevez le premier doigt pour le jouer un demi-ton plus bas.

Mantenga el 3er. dedo en su lugar mientras levanta el 1er. dedo para bajarlo un semitono.

The exercise consists of two staves of music in G major, 3/4 time. The first staff shows a sequence of notes with fingerings 1, 3, 1, 3 and slurs indicating the movement of the first finger. The second staff shows a similar sequence with fingerings 1, 3, 1, 3.

The Puppet Show

Op. 5, No. 1

Josephine Trott

Gioviale $\text{♩} = 82$

7 Concerto for Two Violins in D Minor, BWV 1043, 1st Movement, Violin I

Concerto pour 2 violons en ré mineur, BWV 1043, 1^{er} mouvement, 1^{er} violon

Konzert für 2 Violinen in d-Moll, BWV 1043, 1. Satz, Violine I

Concierto para dos violines en re menor, BWV 1043, 1.º Movimiento, violín I

J. S. Bach

Vivace

Violin 1

(Tutti)

Violin 2

(f)

3 4

1 0 3

4

Tutti

(f)

(mf)

21

4 0

7

3 0 4

1 0 3

21

4 0

10

V

V

V

13

V

(f)

4

16

(f)

(mf)

*As there are no dynamic markings in Bach's manuscript, the suggested dynamics are indicated in parentheses.

†Generally, the trill in Bach's music starts from the upper note.

19 *Solo* *(f)*

22

25 *Solo* *(f)* *mf*

28

30 *mf*

32 *(p)* *(mf)*

35

0 1 0 1 0 1 4 0

f

38

3 0 4 4

f

41

4 3 3 4 4 4 0 4

f *mf*

44

3 0 4 4 3 3 0 3 2 2 1 1 2 0

f *f*

Tutti

47

3 0 4 4 1 1 0 3 3 2 2 2 0

f Solo

50

3 4 4 3 4 4 1 1

mp *mf* *mp*

53 *Tutti*
0
(mf) *(f)*

56 *Solo*
(mp) *(mf)* *(f)*

59 *(mf)* *(mp)* *(mf)*

62 *(mp)* *(mf)*

65 *(mf)* *(mp)*

68 *(mf)* *(mf)*

71

(p) (mf) (mf)

74

(f) (f) (f)

77

(f) (f) (f)

80

(f) (f) (f)

83

Tutti

(f) (f) (f) Tutti

86

(f) (f) (f)